

U.S. Census Bureau






Nonemployer Statistics, 2007 Total for all sectors Colbert County, Alabama

2007
[Prior Year Data](#)

Select a State
 Alabama Counties
 Alabama Metropolitan Areas
 Alabama Combined Areas

Nonemployer Statistics originate from tax return information of the Internal Revenue Service. The data are subject to nonsampling error such as errors of self-classification by industry on tax forms, as well as errors of response, nonreporting and coverage. Values provided by each firm are slightly modified to protect the respondent's confidentiality. For further information about methodology and data limitations, see [Survey Methodology](#). For descriptions of column headings and rows (industries), click on the appropriate underlined element in the table.

More data	NAICS Code	Description	<u>Nonemployers</u>		
			<u>Firms</u>	<u>Receipts (\$1,000)</u>	<u>Noise Range for Receipts</u>
more	00	Total for all sectors	3,889	140,061	G
more	11	Agriculture, forestry, fishing and hunting	55	3,601	H
more	21	Mining, quarrying, and oil and gas extraction	D	D	D
more	22	Utilities	D	D	D
more	23	Construction	747	32,579	G
more	31-33	Manufacturing	66	2,734	G
more	42	Wholesale trade	56	4,735	G
more	44-45	Retail trade	399	20,336	G
more	48-49	Transportation and warehousing	184	12,404	G
more	51	Information	32	445	G
more	52	Finance and insurance	110	6,921	G
more	53	Real estate and rental and leasing	245	17,626	G
more	54	Professional, scientific, and technical services	286	9,315	G
more	56	Administrative and support and waste management and remediation services	429	5,323	G
more	61	Educational services	78	446	G
more	62	Health care and social assistance	169	5,941	G

More data	NAICS Code	Description	Nonemployers		
			Firms	Receipts (\$1,000)	Noise Range for Receipts
	71	Arts, entertainment, and recreation	157	2,631	G
	72	Accommodation and food services	53	1,030	G
	81	Other services (except public administration)	815	13,636	G
		Top	Data in formats for downloading		

Definition of Noise Range Flags

G-Low Noise Infusion

H-Medium Noise Infusion

D-Withheld to avoid disclosing data for individual companies; data are included in higher level totals

S-Data Suppression

Questions?

Source: U.S. Census Bureau, EPCD, [Nonemployer Statistics](#)

Created: August 13, 2009

Last Revised: Thursday, 13-Aug-2009 14:59:39 EDT

Census Bureau Links: [Home](#) • [Search](#) • [Subjects A-Z](#) • [FAQs](#) • [Data Tools](#) • [Catalog](#) • [Census 2000](#) • [Quality](#) • [Privacy Policy](#) • [Contact Us](#)

USCENSUSBUREAU
Helping You Make Informed Decisions